



XFLARE

The new dimension of metalworking:
welding + cutting



Plug & Play Immediately ready

Delivered ready for use and immediately operational. Training takes just a few hours – no programming skills needed!

Almost limitless Prototypes & series

Designed for a wide range of requirements. Whether single pieces or series production – everything is possible.

Lightning-fast Setup in < 10 sec

Setup time is just a few seconds! Thanks to automatic process detection, you can continue immediately.

Reimagined One-touch efficiency

Easier than ever: With a platform that unifies all processes, you work faster, more flexibly, and more efficiently.

Highest quality 100% reproducible

Made for consistent quality and perfect results – thanks to pre-programmed parameters, every time.

Intuitive In every detail

Easy operation with smart features for effortless offline programming and precise handwheel teaching.

2 in One.

Small batch sizes, limited space, or a shortage of skilled workers present major challenges for many metalworking companies, preventing them from reaching their full potential.

With our pioneering automation solution, we have reimagined metalworking and developed the XFLARE. The innovative 2-in-1 system combines welding and cutting on a single platform. This increases the flexibility of your operation and optimizes your capacities – whether for small batches or large series. XFLARE not only gives you a competitive edge, but also greater independence from sheet metal suppliers and skilled welders.

Thanks to the system's versatility, you can replace multiple machines and save valuable production space. While installing new systems is often complex and time-consuming, XFLARE stands out with its simple plug & play setup and intuitive operation. Its high flexibility allows for quick adjustments to customer requirements and opens up an entirely new dimension in metalworking.



WELDING


+



CUTTING

=

**More flexibility,
productivity & efficiency.**



_ Product video

Tooldock offers
space for all tools



Innovative & fast tool
change system



Universal tool plate with
automatic process detection



Integrated collision box
for damage protection



Laser distance sensor for
precise component detection



LED ring for optimal
illumination

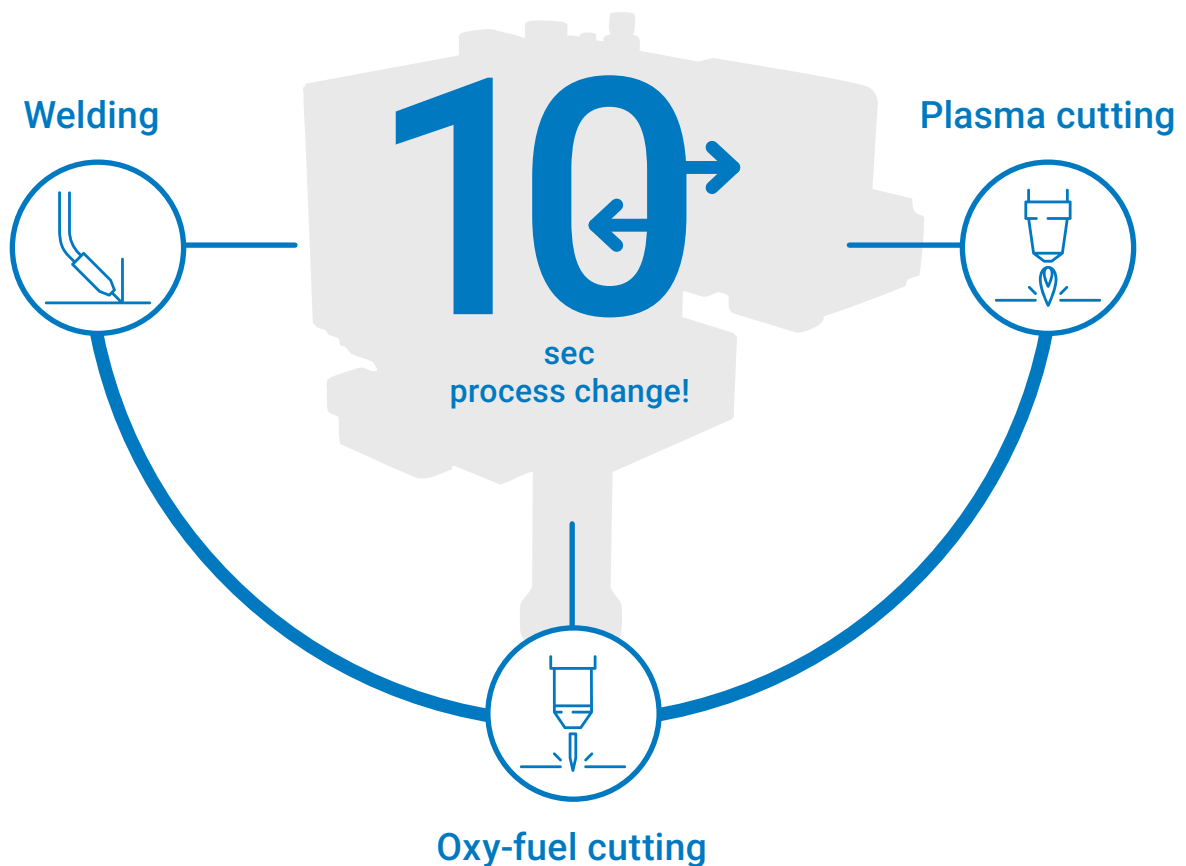



6-axis welding robot:
reaches any point on the component



Lightning-fast change

Fast, simple, flexible – the CNC welding and cutting system XFLARE combines the core processes of your metal production in a single machine and adapts flexibly to your requirements. With magnetic tool change and automatic process recognition, the system transforms from cutting table to welding robot in under 10 seconds. The result: minimal downtime and maximum production efficiency.





Welding

MSG welding and MIG soldering

6-axis robot, full accessibility

Fronius TPSi series

Single welds to complex assemblies

Prototypes to series production

All common material combinations

Single-pass and multi-pass welding

With XFLARE, welding becomes child's play! Whether simple or complex components – with the powerful power source and the precise 6-axis tool, you can easily master various seam geometries and welding positions such as circular seams, downhill welds, or uphill welds.

The welding robot works significantly faster than manual welding and ensures consistently high quality.

Thanks to the intuitive assistance system, welding parameters and handwheel teaching can be set in no time. This makes every welding process exactly reproducible – for minimal effort with maximum efficiency.

While your employees are relieved from tiring routine tasks, the error rate decreases, and distortion is minimized.

Your benefits

High welding speed

Reduced rework

Consistently high welding quality

Pre-selectable parameters

Pre-calibrated tools (TCP)

Highly dynamic arc stability

Integrated weaving function

Intelligent teach mode

Sectional underfloor extraction



**MSG
MIG
2D/3D**



Plasma cutting

6-axis robot for bevel cutting

Plasma power source: Gys Neocut 125A with 160A torch

Power connection: 50A/400V (32A/400V at 105A max.)

Compressed air consumption: 305 l/min

Material thickness for quality cuts and piercing up to 25 mm

Material thickness for separation cuts with edge start up to 56 mm

With powerful air plasma technology, you can cut various materials and sheet thicknesses quickly, precisely, and cost-effectively. Thanks to preconfigured process parameters, cutting becomes effortless. The flexible 6-axis tool enables precise beveling and efficient weld seam preparation.

Straight cuts, cylindrical bores, and slotted holes? No problem – thanks to the integrated angle correction. Automatic height control and nozzle wear

tracking also ensure longer nozzle life and consistently high cutting quality.

Nozzle and wear part changes are tool-free and take just seconds. And the best part: The same cutting nozzle also serves for marking, without conversion or changing the process gas.

Your benefits

Pre-selectable parameters and pre-calibrated tools (TCP)

Chamfers and weld seam preparation

Active angle correction and cylindrical holes

Automatic height control

Cutting and marking without retooling

Nozzle wear tracking


Tool-free nozzle change

Probing via cap or laser

Plain-text error messages



**Plasma
2D / 3D**



Oxy-fuel cutting

6-axis robot for bevel cutting

Typ: FIT+ three Analog

Fuel gases: propane (alt. acetylene) & oxygen

Straight cuts on steel sheets up to 80 mm (observe maximum load capacity)

XFLARE supports you with every cutting task and can be easily upgraded for oxy-fuel cutting.

With automatic gas control and precise parameter settings, you achieve high-quality and cost-effective cuts, especially on thicker sheets starting from 20 mm. This reduces cutting costs per meter and increases the profitability of your investment.

The compact torch with integrated ignition is ideal for bevel cutting and beam processing. Flashback detection provides additional safety and extends the torch's service life.

Thanks to capacitive height control, the system detects slag and prevents disruptions, ensuring a consistently safe and smooth cutting process.

Your benefits

Automatic gas control & parameterization

Precalibrated tools (TCP)

Integrated ignition

Flashback detection

Tool-free nozzle change

High-performance nozzles for long service life

Slag detection & height control

Touch sensing & bevel cutting


Plain text error messages



**Oxy-fuel
2D/3D**

6 axes

The **6-axis tool head** enables effortless machining of larger components from any angle. The gantry guides the tool with the highest precision in three spatial directions across the entire table area, while three rotation axes allow flexible alignment of the tool within the workspace.



Linear axes X-Y-Z

The Cartesian system moves the tool in three spatial directions – for a wide range of motion and precise results.



Rotary axes A-B-C

Three additional rotary axes allow free tool orientation within the workspace – ideal for precise bevel cutting or welding.

Applications

Cut your components quickly and without waiting times, then weld them precisely and automatically. XFLARE offers the perfect solution for every task.



PROBING

Optional height detection using a laser distance sensor or capacitive cap.



MARKING

Marking with the cutting nozzle, without reconfiguration or changing the process gas.



CYLINDRICAL DRILLING


Cylindrical bores through active angle correction of the plasma arc.




BEVEL CUTTING

Precise bevel cuts for efficient weld seam preparation.

Direct comparison of plasma cutting:
8 mm, 10 mm, 12 mm, and 14 mm bores
with and without angle correction
Material: S235 / 20 mm





Fillet, circular, and uphill welds

Perfect results in every position




Special applications

Cladding, 3D printing, and more



Welded assemblies

*Simple single welds or complex joints,
individual parts or series production*



Single- and multi-layer welding

Automated layer build-up

Do you have a specific requirement?

Our experts are happy to assist you – together we'll find the optimal solution.

More efficiency for Günthner Metallbau

Günthner Metallbau manufactures high-quality halls, staircases, railings, balconies, carports, doors, and custom constructions for mechanical engineering – made of aluminum, steel, and stainless steel. Thanks to our XFLARE welding and cutting table, the company now produces faster, more cost-effectively, and with greater flexibility.

The challenge: high costs, long delivery times

Up to 90% of sheet metal cuts were outsourced for laser cutting – expensive and with delivery times of 2 to 3 weeks. This limited flexibility and delayed customer orders. Manual welding also proved to be time-consuming, especially in series production. A more efficient solution was needed.

The solution: XFLARE in action

Instead of investing in two separate machines, Günthner Metallbau chose the XFLARE. Originally, a smaller plasma system plus a welding robot was planned, but the XFLARE offered a comparable price – with the added benefits of requiring less space and running continuously.

- ➔ **Plasma cutting:** High-precision cutting of plates and hollow profiles
- ➔ **Serial welding:** Efficient production of series components for mechanical engineering
- ➔ **Marking:** Avoiding mix-ups with similar components

The result: faster output, lower costs

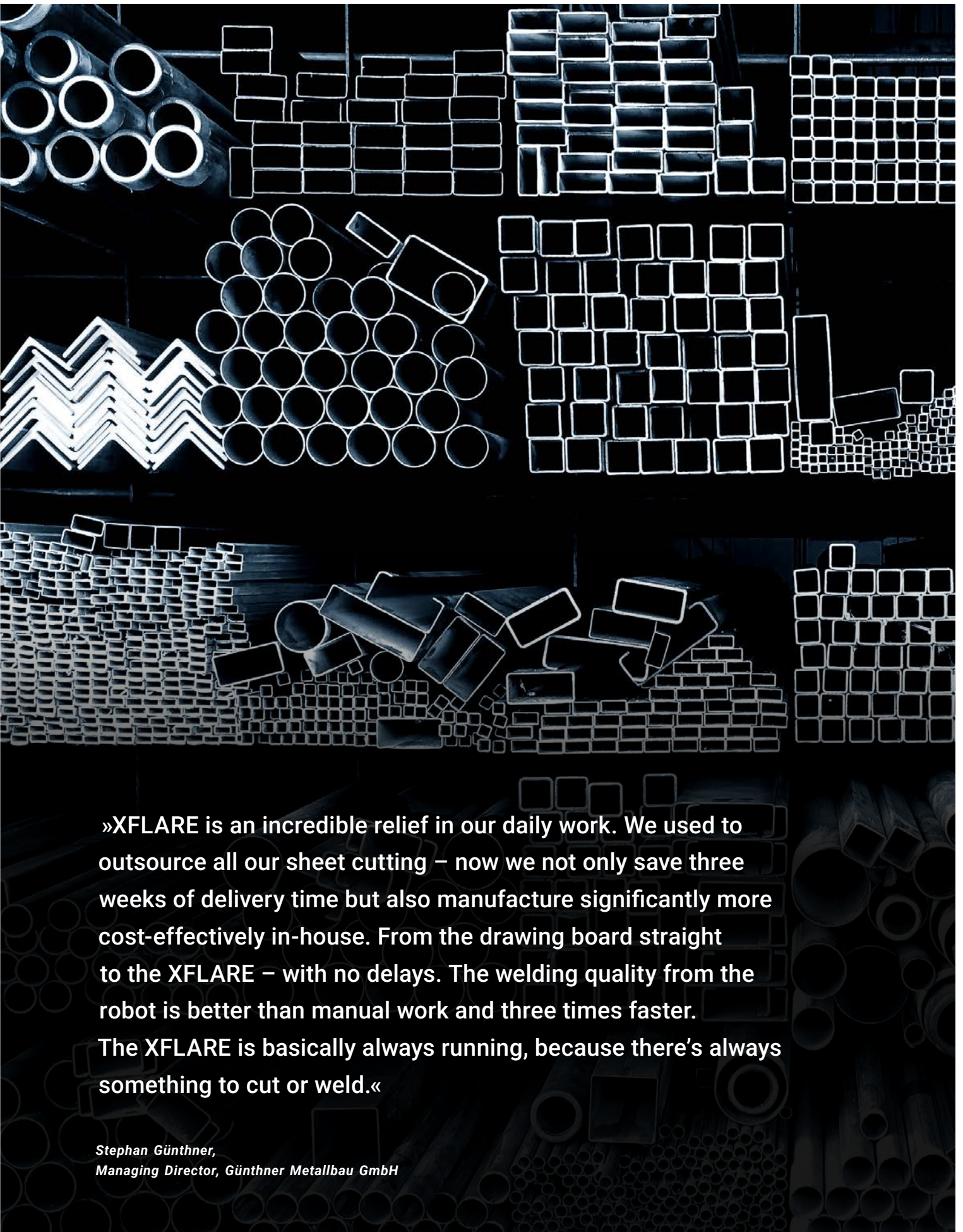
With XFLARE, Günthner Metallbau has significantly optimized its processes: shorter production times, greater flexibility, and lower costs. A clear advantage for both the company and its customers.

- ➔ **Space savings:** Requires only half to a third of the footprint compared to separate solutions
- ➔ **Faster production:** Cuts that previously took weeks are now completed immediately
- ➔ **Greater flexibility:** Direct workflow from CAD to cutting table; cutting and welding run in parallel, with no delays
- ➔ **Cost savings:** No outsourced laser cuts, just one machine for maintenance, and only one operator needed



GÜNTHNER METALLBAU
KOLLMERING 30
94535 EGING AM SEE
GERMANY






»XFLARE is an incredible relief in our daily work. We used to outsource all our sheet cutting – now we not only save three weeks of delivery time but also manufacture significantly more cost-effectively in-house. From the drawing board straight to the XFLARE – with no delays. The welding quality from the robot is better than manual work and three times faster. The XFLARE is basically always running, because there's always something to cut or weld.«

*Stephan Günthner,
Managing Director, Günthner Metallbau GmbH*


Large working area

The wide range of applications and the large working area open up countless possibilities for processing a variety of components.


From small sheet metal parts to complex assemblies, from prototypes to flexible production lines – this is where your ideas come to life!




Your solution for ...



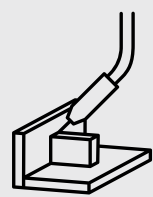
Sheets



Square tubes



Beams



Welded assemblies



XFLARE S-1
XFLARE L-1

Available in two formats

Whether in small or large format, XFLARE delivers compact performance in the smallest of spaces. The integrated control unit saves even more space.

Truly robust


Uncompromising quality is evident in the high-quality components, the robust portal bridge with double guidance, and an elegant design. With attention to detail, XFLARE ensures maximum reliability – even under continuous operation.

Extensions for the XFLARE

Perfectly equipped for every application!



* *The Workplace Ordinance (ArbStättV) and the Technical Rules for Hazardous Substances (TRGS 900) define the legally binding dust exposure limits in the workplace that must be observed to protect the health of your employees.*



Extraction system

In cases of heavy fume generation, an extraction system is required – a suitable connection is already integrated. For the safe operation of the XFLARE, we recommend the extraction system from our partner ABSAUGWERK. It is perfectly matched, effectively minimizes fumes, and helps ensure compliance with *legal dust exposure limits* *.

Oxy-fuel cutting

In addition to plasma cutting, the system can also be upgraded for oxy-fuel cutting. This extension enables cost-effective processing of thicker materials starting from a sheet thickness of 20 mm.




[_ More about the ABSAUGWERK fume filter](#)

TECHNICAL DATA		XFLARE S-1	XFLARE L-1
Dimensions (length, width, height)	mm	3,500 x 2,000 x 2,800	4,500 x 2,400 x 2,800
Build area (length, width, height)	mm	2,000 x 1,000 x 560	3,000 x 1,500 x 560
Weight total	kg	1,600	2,200
Permissible surface load max,	kg	2,000	3,000
Permissible point load max,	kg	500	1,000
Load capacity per drawer max,	kg	800	800

EXTRACTION			
Connection diameter extraction unit	mm	250	250
Extraction capacity (customer side at operating point)	m ³ /h	4,000	4,000
Required negative pressure	Pa	3,800	3,800

ELECTRICAL DATA			
Machine connection type	V/Ph/Hz	230/1/50	230/1/50
Connected load machine	W	1,650	1,650
Process equipment	–	*	*


* see instructions of the respective system






The XFLARE portal signals operating states through different colors. With its high clearance, even larger components can be processed without any problems.

XFLARE Portal



Almost limitless

XFLARE makes it easy to get started with automated welding and cutting. Our technology ensures maximum quality and flexibility – even under increasing time and cost pressures. Discover new possibilities in metalworking!



Fully accessible from
all directions!



Compact design

Not just a visual highlight, but a true technical standout as well. XFLARE can be set up quickly and easily via plug & play. Forklift lugs and leveling feet ensure optimal alignment.

The compact design optimally utilizes valuable production space. The robust construction ensures smooth operation and precise results. All cables are neatly routed inside the supply channel, and the control unit is fully integrated – keeping your workspace clean and organized at all times.

The fixed control panel with a 350° swivel axis offers a perfect overview and full control of all processes.

- ➞ Plug & Play
- ➞ Compact design
- ➞ Durable and robust
- ➞ All-in-one solution
- ➞ Fully equipped workstation

Easy material handling

Large components such as dished ends can be processed effortlessly thanks to the high clearance of the portal. Heavy sheets and beams are guided safely into the working area, while height-adjustable conveyor rollers facilitate smooth transport.

The rollable drawer system collects offcuts and simplifies disposal. Finished parts can be removed easily, while an additional compartment offers space for tools, spare parts, and wear components. This keeps all essential materials well organized and within easy reach at all times.

- ➞ Spacious working area
- ➞ Easy accessibility
- ➞ Height-adjustable conveyor rollers
- ➞ Practical drawer discharge
- ➞ Efficient material handling



*Outstanding path accuracy
whether MIG/MAG, plasma,
or oxy-fuel cutting!*



Process-based operation



XFLARE automatically detects the active process via the tool plate and switches the control software to the corresponding interface. All parameters are preconfigured, allowing the operator to start immediately. Automatic adjustment minimizes errors and ensures a safe and seamless workflow.

- ➔ Fast process changeover
- ➔ Error minimization
- ➔ Real-time process control
- ➔ Repeatable results

Full flexibility

Thanks to its multifunctionality, your production can be quickly adapted to changing requirements, expanding your capacity as needed. The 6-axis process head enables precise 2D and 3D machining at any point on the workpiece, providing maximum flexibility and control.

- ➔ Innovative process head
- ➔ 6-axis robotics
- ➔ Precise 2D/3D machining
- ➔ Maximum utilization



Easy operation

With software developed by our experts, you save valuable time. Programming requires no in-depth prior knowledge. Additional features such as the laser distance sensor and intelligent teach assistance ensure high-precision machining at the highest level. Everything is seamlessly integrated into the control system for an efficient workflow.

- ➔ Easy programming
- ➔ Parameter management
- ➔ Teach and automatic mode
- ➔ Intelligent teach assistance

Protection & safety

The system is equipped with comprehensive safety features, including an integrated collision box, pinch protection bars, emergency stop switches, and monitoring systems. The sectional underfloor extraction automatically adjusts the airflow and captures the majority of fumes directly at the source.

- ➔ Integrated collision box
- ➔ Emergency stop chain
- ➔ Sectional extraction
- ➔ Pinch protection bars

100% quality means maximum precision and dimensional accuracy.

CALIBRATION

All tools are pre-aligned, calibrated, and ready for immediate use.

COMPONENT DETECTION

The integrated laser distance sensor precisely detects components and compensates for material deviations.

PROCESS CONTROL

All process sources are fully integrated into the system, ensuring consistently reliable results.

REPRODUCIBILITY

Thanks to the 6-axis robot, you can produce your components with repeatable accuracy – around the clock, regardless of your employees' condition.



Maintenance

Our systems are extremely durable and low-maintenance. With integrated nozzle wear tracking, you always have full visibility of wear processes. Spare parts can be replaced quickly and easily.

For a customized maintenance offer, feel free to contact us at info@xtraction-germany.de

XFLARE operation

The intelligent software offers intuitive operation and easy programming. On the powerful Windows PC, you can quickly and easily create welding programs using the integrated teach mode.

Desktop programming

High-quality workstation

Work on a fully equipped Windows PC where you can create your own drawings. The software automatically selects the correct parameters. Plain-text error messages simplify troubleshooting, while the centralized data system ensures a smooth workflow.

- ⇒ Complete desktop workstation
- ⇒ Easy data entry via mouse & keyboard
- ⇒ Intuitive operation
- ⇒ Pre-selectable process parameters
- ⇒ Plain-text error messages

Handwheel teaching

Autonomous teach assistance

Switch seamlessly to the semi-autonomous teach mode with handwheel control and create programs quickly and efficiently. During welding, the intelligent teach mode prevents wire end bending with automatic wire retraction, thus providing even greater operator comfort.


- ⇒ Handwheel with magnetic holder
- ⇒ Semi-autonomous teach mode
- ⇒ Fast welding program creation
- ⇒ Pre-calibrated tools
- ⇒ Laser distance sensor for component detection






350° terminal

The anti-reflective 27-inch display can be swiveled 350° and adjusted flexibly to any working position.



3D mouse

With the integrated 3D mouse, you can inspect your CAD assemblies directly at the machine.



Dustproof keyboard

The high-quality keyboard is dustproof, resistant to dirt, and easy to clean.



CNC handwheel

Easily operate all control functions such as setting the zero point and positioning the axes.

Our service

Everything from a single source! Together with its distribution partners, XTRACTION offers a comprehensive, end-to-end service – from initial consultation and production to after-sales service.

Consulting & planning

We will be happy to provide you with detailed advice and arrange a product demonstration for you.



Customized offer

Upon request, we will create a non-binding offer for you.



Short delivery

Thanks to our stock availability, we usually deliver within 4 weeks.



Easy setup

The straightforward plug-and-play setup makes the system ready for immediate use.



Fast commissioning

The operator can be fully trained and ready to run the system within just a few hours.





We regularly offer training sessions and exclusive product demonstrations with our experts. Gain valuable insights and get hands-on experience!



Maintenance & servicing

We take care of professional system installation and offer regular maintenance services.



Remote support

Our service technicians can intervene immediately via remote maintenance and provide early support in case of disruptions.



Spare & wear parts

Easily accessible lubrication points and quickly replaceable wear parts simplify maintenance.



Training

Our training sessions provide valuable first-hand tips and tricks.



Partnership

As a dealer, you benefit from comprehensive technical and sales support, along with dedicated marketing assistance.



A strong partner



»We place great value on quality and safety through the use of robust materials and a solid construction. Sophisticated technology combined with minimalist design results in timeless and sustainable products that meet our highest standards.«

Patrick Fischer

Managing Director, XTRACTION GmbH

OUR DRIVE

In the metal industry, precision is everything. The key lies in automating welding and cutting tasks – from simple to complex – with maximum efficiency and executing even the smallest weld seam to perfection.

XTRACTION sets new standards in quality, aesthetics, and functionality by delivering perfectly optimized production machines. As industry pioneers, we develop innovative solutions that meet the highest demands.

Our intelligent technologies increase productivity and offer long-term investment security. By seamlessly integrating into digital production processes, we increase efficiency and flexibility along the entire value chain.

With our multifunctional platform for 2D/3D welding and cutting, marking, piercing, beveling, and touch sensing, we open up new possibilities. Everything – from hardware to software – comes from a single source, tailored and adaptable to your specific needs.

DEALER NETWORK

Are you inspired by our XFLARE? Would you like to market it creatively and successfully? Together with our team of experts, you will develop customized solutions and implement projects on schedule.

As a partner of XTRACTION GmbH, you benefit from comprehensive sales and marketing support. We offer the ideal platform for product promotion, placing great value on close, personal collaboration and the long-term development of our partnerships.

Shape the future with us – reliably, innovatively, and successfully!



XTRACTION



xtraction-xflare.de

XFLARE by
XTRACTION GmbH
Messerschmittstr. 22
D-89231 Neu-Ulm

©2025 XTRACTION GmbH

Ready for the new dimension?

Vips Trade & Consultancy S.L.

☎ +31 6 81 48 78 79

✉ xflare@vips-tc.com

vips-tc.xtraction-xflare.de

//VIPS TRADE & CONSULTANCY S.L.